


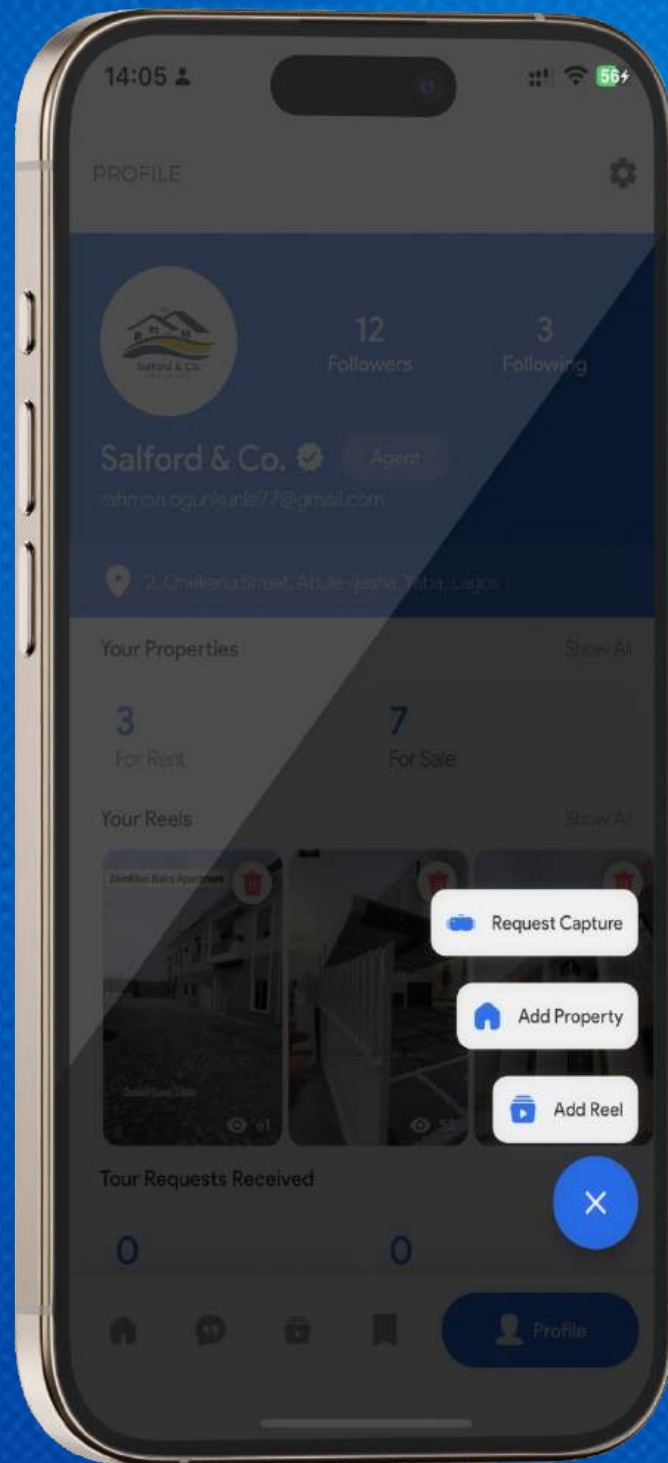
How To List Property Effectively On 99 Crib

AVAILABLE ON



WHETHER YOU'RE A REAL ESTATE AGENT OR A PROPERTY OWNER, LISTING ON 99 CRIB THE RIGHT WAY HELPS YOU ATTRACT MORE QUALIFIED LEADS AND CLOSE DEALS FASTER.

Follow These Steps To List Like A Pro



Create A Verified Account

STEP 1

Download the **99 Crib** App from the App Store or Google Play.

STEP 2

Register and select your purpose (to list property).

STEP 3

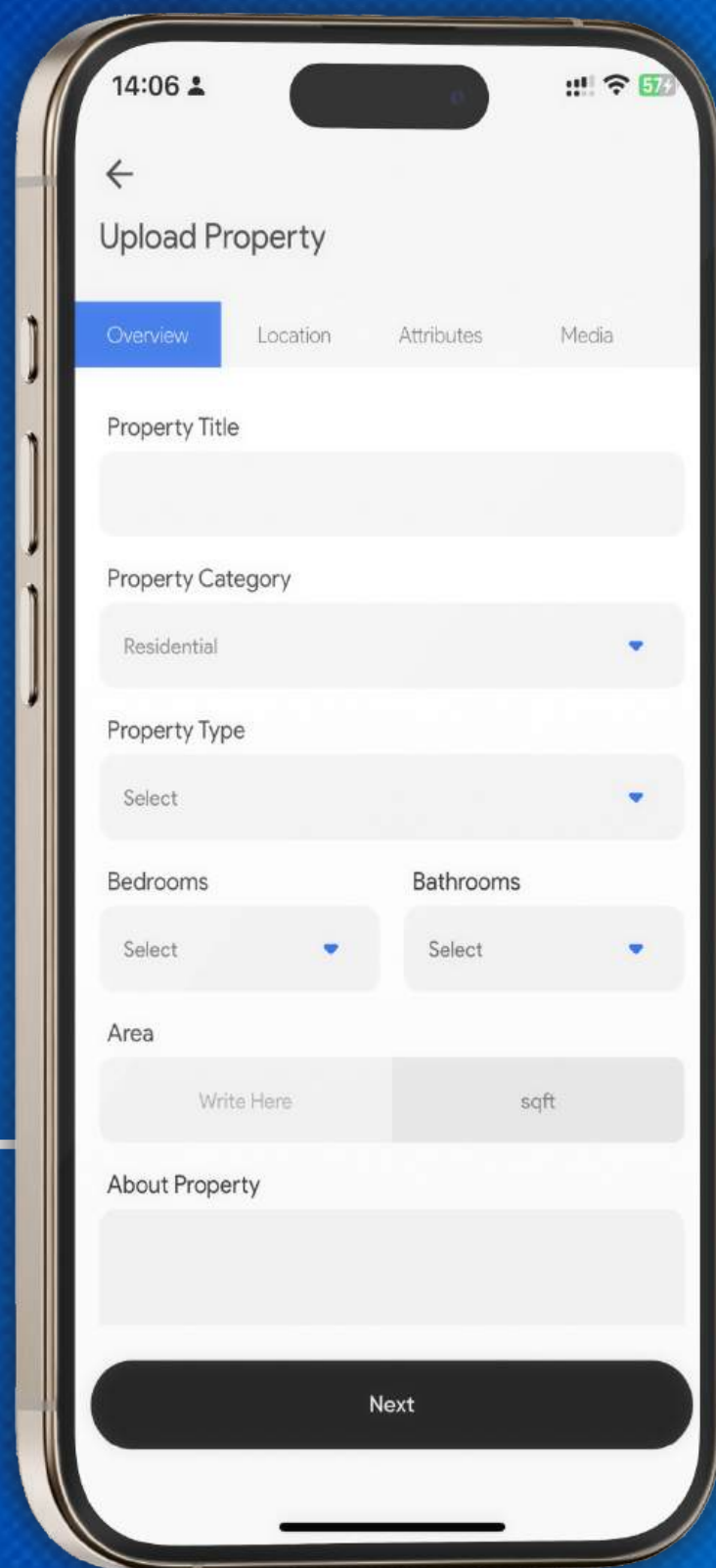
Complete your profile and verify your KYC information.

Tap “+ Add Property”

STEP 4

From your profile screen, tap the “+” button and select “**Add Property**” to begin your listing.





Add Property

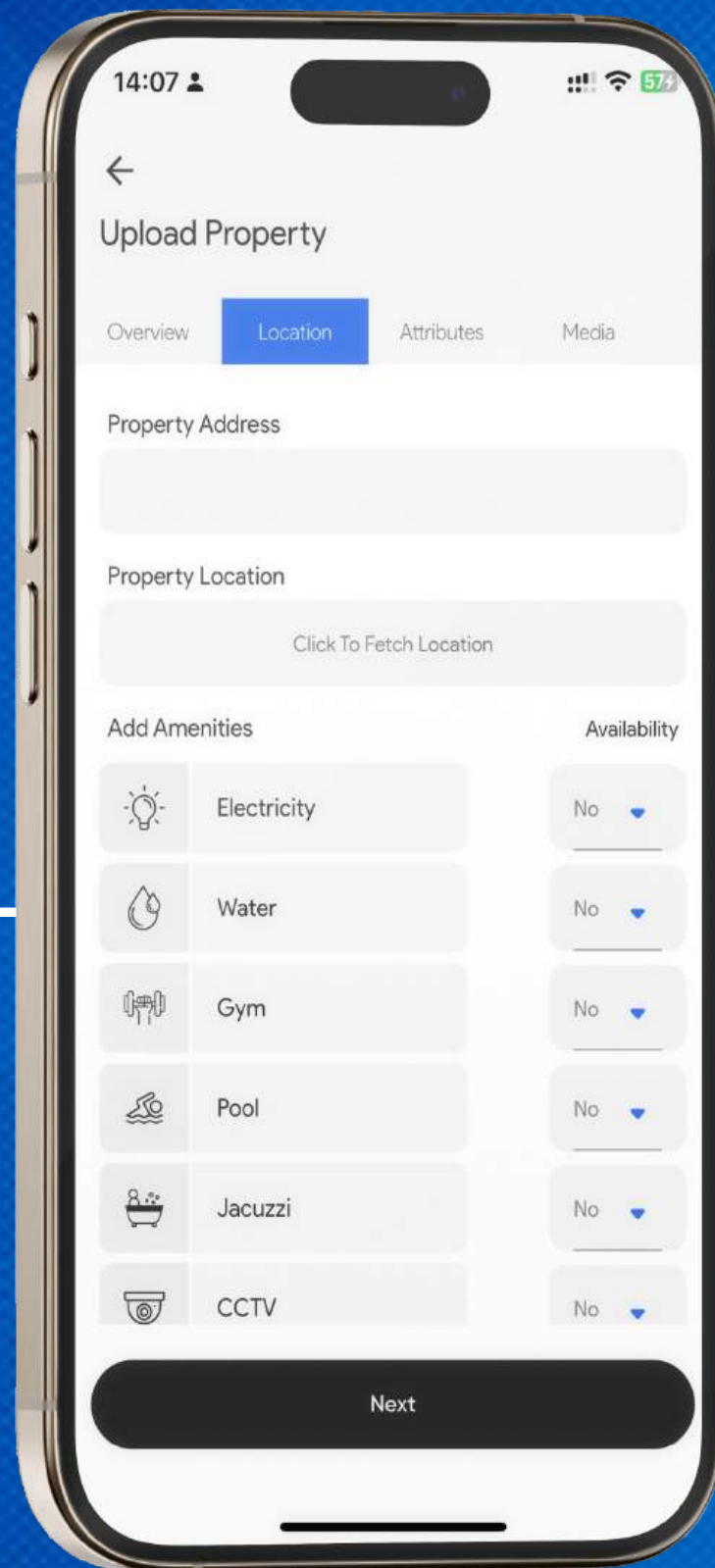
Overview Details

- **Title:** Short, catchy headline (e.g., “3 Bedroom Duplex”).
- **Category:** Select Residential or Commercial property.
- **Property Type:** Choose the type (e.g., Apartment, Bungalow).
- **Bedrooms/Bathrooms:** Add accurate counts.
- **Area Size (sqm):** Mention the exact property size.

About Proverty

- Write a compelling description.
- Be clear, concise, and informative.





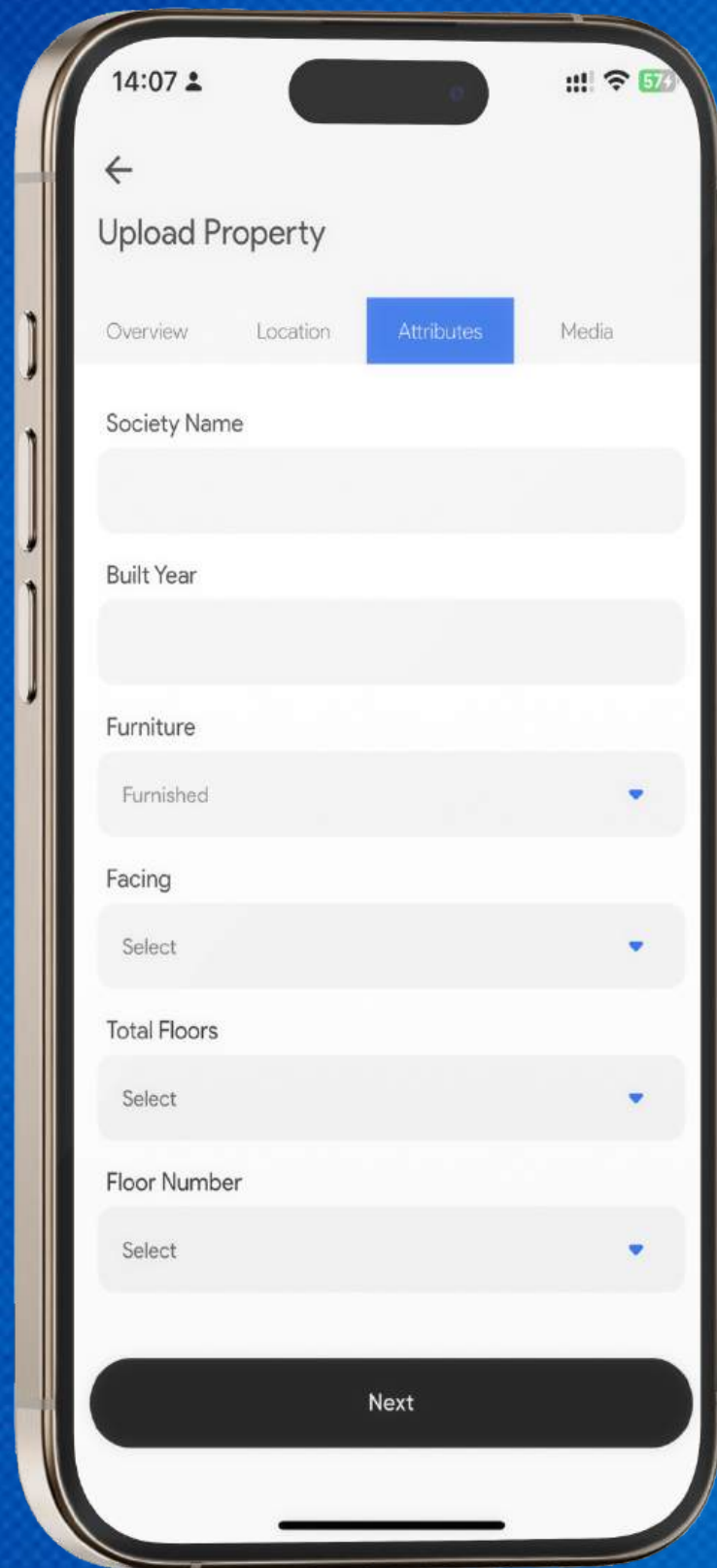
Property Location

- Add the full property address.
- Use the auto-fetched location via the app's location tool to help buyers easily find the property.

Property Amenities

- Select key features like Electricity, Water, Gym, Pool, CCTV, and more.



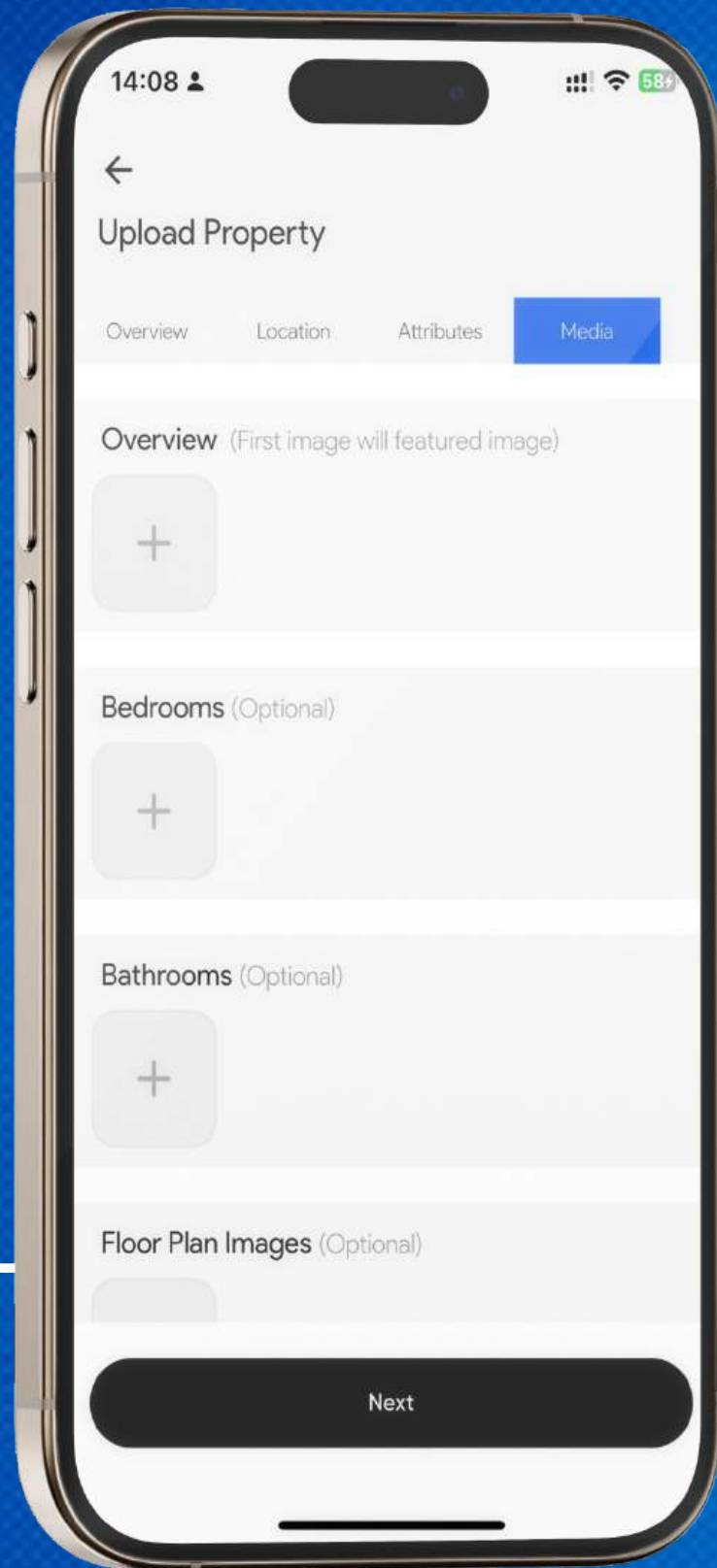


Property Attributes

Include important specs such as:

- ▀ Society Name
- ▀ Built Year
- ▀ Property Facing
- ▀ Total Floors
- ▀ Floor Number
- ▀ Car Parking
- ▀ Maintenance Fee





Add Property Media

Include the right visuals to grab attention:

- ▀ Overview Image (front of the building)
- ▀ Bedroom & Bathroom Images
- ▀ Floor Plan
- ▀ Other Relevant Photos
- ▀ Property Video
- ▀ Virtual Tour Link

Upload at least 5 clear, high-quality photos with good lighting and horizontal orientation.



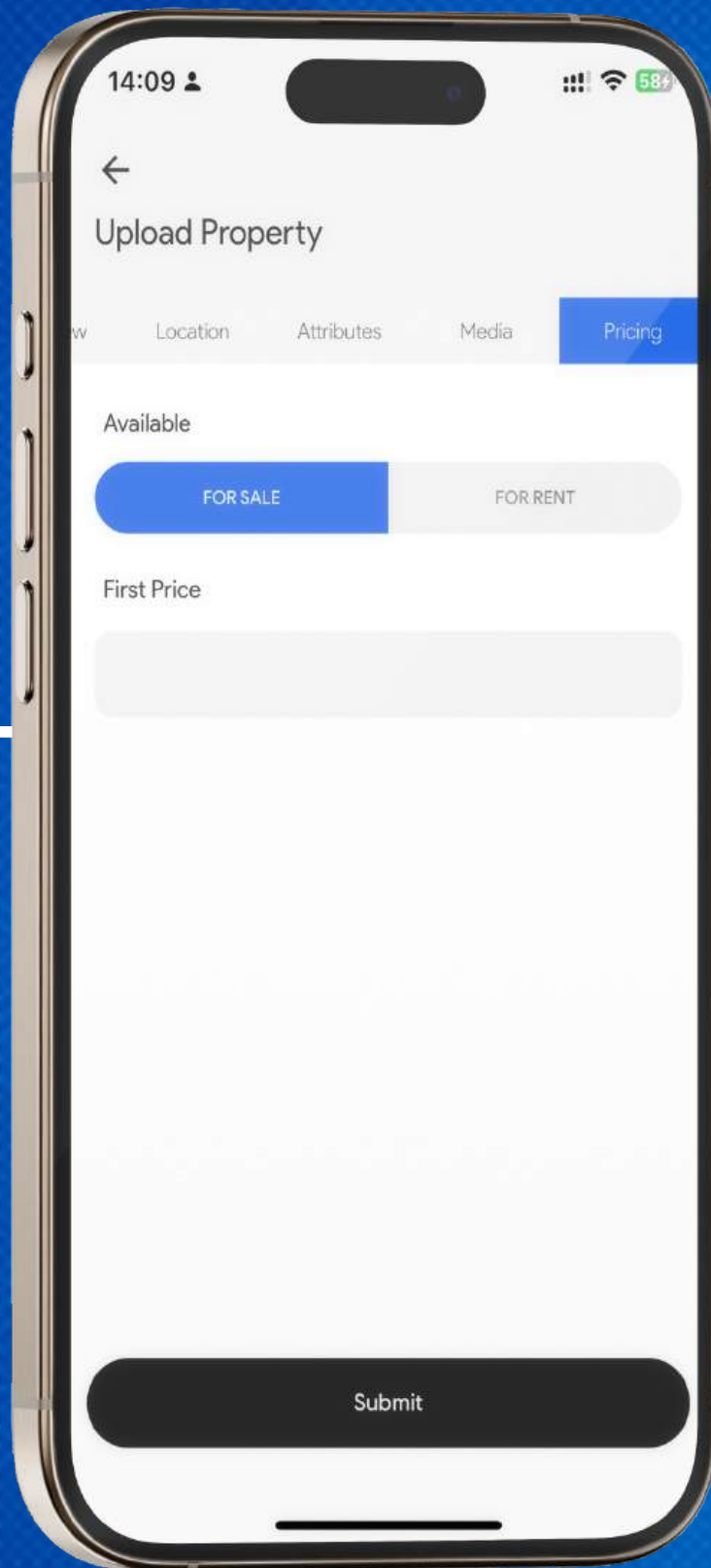
Bring Your Listings to Life From Anywhere, Anytime.

In today's fast-paced digital world, buyers don't want to imagine they want to experience. With 99 Crib's Virtual Tour Service, you can turn listings into immersive 3D walkthroughs that allow prospects to explore properties as if they were physically there.

What You Get with 99 Crib Virtual Tours

- High Quality 3D Walkthroughs.
- Remote Property Exploration.
- Instant Tour Booking.
- Increased Listings Visibility.
- Mobile Friendly & Easy to Share.
- Integrated with Google Maps.
- 3D Live Call Feature.

[GET STARTED](#)[OUR PORTFOLIO](#)



Accurate Pricing

- Choose whether the property is For Rent or For Sale.
- Enter the correct price.

Review & Publish

- Preview your listing to ensure everything looks perfect.
- Make any necessary edits.
- Tap “Publish” your listing will go live after a short moderation process.



Promote Your Listing

- **Boost your Properties by becoming a PRO to get more visibility.**
- **Share your listing on social media directly from the app.**
- **Encourage clients to use 99 Crib for effective and seamless experience.**

Pro Tips for Better Results

- Keep your listings up to date.
- Upload short property reels regularly.
- Respond fast to inquiries.
- Maintain a professional tone in all interactions.
- Offer seasonal promos or discounts when possible.

List Smart, Sell Fast.

With 99 Crib, finding the right buyer, tenant, or investor is easier than ever.